



CONTROL	L	N	H
---------	---	---	---

IMPORTANT: The barcode is for use only on the CELL-DYN Ruby. Refer to the appropriate System Operator's Manual for proper use of CELL-DYN Calibrator and Control Products.

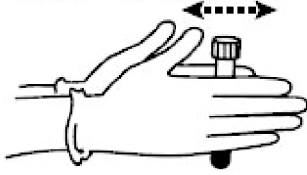
IMPORTANT: Mixing and Handling

1. Remove a vial of the control from the refrigerator and warm to room temperature (18° to 30° C) for 15 minutes before use.


2. To mix: (**Do NOT mix mechanically or vortex.**)

For a video demonstration, visit www.corelaboratory.abbott and navigate to the Customer Portal → Technical Library → Other Reference Documents → Hematology Aids.

a. Hold the vial vertically and roll each vial between the palms of the hands for 15-20 seconds.



b. Continue to mix by holding the vial by the ends between the thumb and finger, rapidly inverting the vial 20 times end-over-end using a very quick turning motion of the wrist.



c. Analyze immediately after mixing. Subsequent analyses during this test period may be performed by inverting the vial 5 times prior to instrument analysis.

d. Steps a-c must be repeated upon removing the sample from the refrigerator for the entire open-vial time period regardless of the method of analysis (open tube, cap piercing, auto sample or manual sample).

3. Refer to the appropriate CELL-DYN System Operator's Manual for information about analyzing control specimens.

4. FOR AUTOMATED SAMPLING OR MANUAL CLOSED SAMPLING (CS):

- Refer to the appropriate CELL-DYN Operator's Manual. Remove the vial from the sample handler immediately after sampling.

FOR OPEN-VIAL SAMPLING:

- Aspirate a sample from the vial.
- Carefully wipe the vial rim and cap with a lint-free tissue.
- Replace the cap, ensuring it is on tight.

After sampling, return vial to refrigerator for maximum open-vial stability. If run in the open mode, wipe the threads of both vial and cap before replacing cap and returning to refrigerator.

CELL-DYN 26 Plus Control

ABBOTT
CELL-DYN SYSTEMS



ASSAY SHEET



2024-10-18

8 Consecutive Day Open-Vial Stability

		CONTROL L		CONTROL N		CONTROL H	
		LOT L4218		LOT N4218		LOT H4218	
SYSTEM	PARAMETER	ASSAY VALUE	± MEAN RANGE *	ASSAY VALUE	± MEAN RANGE *	ASSAY VALUE	± MEAN RANGE *
CELL-DYN 3700 SYSTEM	WOC 10 ⁹ /L	N/A	N/A	N/A	N/A	N/A	N/A
	WIC 10 ⁹ /L	N/A	N/A	N/A	N/A	N/A	N/A
	WBC 10 ⁹ /L	N/A	N/A	N/A	N/A	N/A	N/A
	NEU 10 ⁹ /L	N/A	N/A	N/A	N/A	N/A	N/A
	NEU %	N/A	N/A	N/A	N/A	N/A	N/A
	LYM 10 ⁹ /L	N/A	N/A	N/A	N/A	N/A	N/A
	LYM %	N/A	N/A	N/A	N/A	N/A	N/A
	MONO 10 ⁹ /L	N/A	N/A	N/A	N/A	N/A	N/A
	MONO %	N/A	N/A	N/A	N/A	N/A	N/A
	EOS 10 ⁹ /L	N/A	N/A	N/A	N/A	N/A	N/A
	EOS %	N/A	N/A	N/A	N/A	N/A	N/A
	BASO 10 ⁹ /L	N/A	N/A	N/A	N/A	N/A	N/A
	BASO %	N/A	N/A	N/A	N/A	N/A	N/A
	RBC 10 ¹² /L	N/A	N/A	N/A	N/A	N/A	N/A
	HGB g/dL	N/A	N/A	N/A	N/A	N/A	N/A
	HCT %	N/A	N/A	N/A	N/A	N/A	N/A
MCV fL	N/A	N/A	N/A	N/A	N/A	N/A	
MCH pg	N/A	N/A	N/A	N/A	N/A	N/A	
MCHC g/dL	N/A	N/A	N/A	N/A	N/A	N/A	
RDW %	N/A	N/A	N/A	N/A	N/A	N/A	
PLT 10 ⁹ /L	N/A	N/A	N/A	N/A	N/A	N/A	
MPV fL	N/A	N/A	N/A	N/A	N/A	N/A	
CELL-DYN Ruby SYSTEM	WBC (WOC) 10 ⁹ /L	3.9	0.4	6.9	0.7	15.9	2.5
	WBC (NOC) 10 ⁹ /L	4.0	0.4	7.0	1.0	16.1	2.5
	NEU 10 ⁹ /L	2.2	0.3	3.9	0.8	9.0	2.0
	NEU %	55.8	8.0	55.8	8.0	56.5	10.0
	LYM 10 ⁹ /L	1.1	0.3	2.0	0.8	4.6	2.0
	LYM %	29.1	9.0	29.1	9.0	29.0	10.0
	MONO 10 ⁹ /L	0.4	0.2	0.6	0.4	1.4	0.6
	MONO %	9.3	5.0	9.4	5.0	8.9	3.0
	EOS 10 ⁹ /L	0.1	0.1	0.2	0.2	0.4	0.2
	EOS %	3.0	3.0	2.8	2.0	2.8	1.0
	BASO 10 ⁹ /L	0.1	0.1	0.2	0.2	0.6	0.6
	BASO %	3.2	3.0	3.0	3.0	3.0	3.0
	RBC 10 ¹² /L	2.79	0.15	4.25	0.20	5.28	0.30
	HGB g/dL	7.0	0.4	12.0	0.6	15.9	0.8
	HCT %	19.5	1.5	32.3	2.5	42.2	3.5
	MCV fL	70.0	4.0	76.0	4.0	79.9	5.0
MCH pg	25.0	2.0	28.2	2.0	30.2	2.0	
MCHC g/dL	35.7	2.3	37.2	3.0	37.8	2.3	
RDW %	14.0	2.5	12.1	2.5	11.0	2.5	
PLT 10 ⁹ /L	77	20	242	30	568	60	
MPV fL	10.4	3.0	10.1	3.0	10.0	3.0	

* The **MEAN RANGE** does not represent standard deviations (SD).
NOTE: Flags may occur with control materials and should be disregarded.



CELL-DYN and CELL-DYN Ruby are trademarks of Abbott Laboratories in various jurisdictions.


Abbott Laboratories
Diagnostics Division
Abbott Park, IL 60064
USA

EC REP Abbott GmbH & Co. KG
Max-Planck-Ring 2
65205 Wiesbaden
Germany
+49-6122-580

MANUFACTURED FOR
Abbott Laboratories



REF 08H59-01, 08H59-02



9231592B 350004-6 August 2018
©2017,2018 Abbott Laboratories